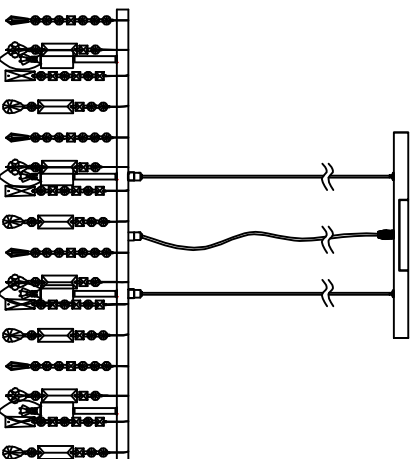


PENDANT LAMP ASSEMBLY INSTRUCTIONS

Trade Mark:
CRYSTAL WORLD INC

Product Name: Pendant lamp
Model :5549P30C
120Vac, 60HZ,AC ONLY
Lamp Size:L30***W5***H12**~H69**

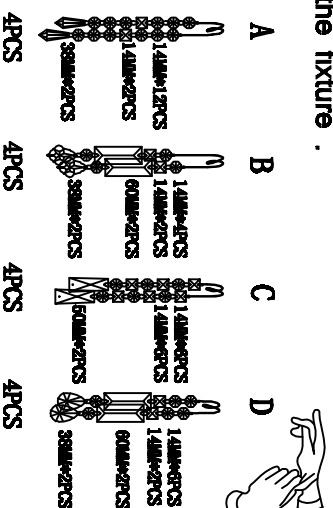


1. Place fixture(A) onto mounting screws (DD).secure with cap nuts (AA).


Hardware Used

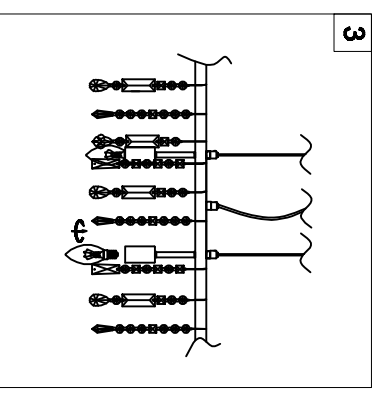
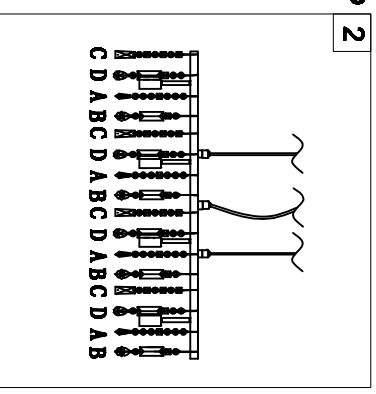
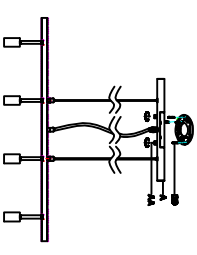
DD Mounting screw  X 2
 AA Cap nut  X 2

2. Please hang the crystal (A) (B) (C) (D) to the fixture .



3. Install bulbs (NOT INCLUDED).
 USE

120V E12  4*40W Max.




 Intertek
 4006677